

Gold D1 Pool 1	18 and Under	Match W	Match L	Game W	Game L	Match %	Game %	Pt Ratio	Finish
Goldenwest 18Jeremy			3	1	6	0.00	14.29	0.79	4
SCVC 18Quiksilver		3		6	1	100.00	85.71	1.22	1
Highline 18Black		1	2	3	5	33.33	37.50	0.98	3
Legacy 18-1		2	1	5	3	66.67	62.50	1.05	2

	Match #1	1 vs 3	Game 1	Game 2	Game 3
ASC Ct. A1 8:00am	Goldenwest 18Jeremy		25	23	7
	Highline 18Black		23	25	15
	Match #2	2 vs 4	Game 1	Game 2	Game 3
ASC Ct. A1 9:00am	SCVC 18Quiksilver		25	22	15
	Legacy 18-1		22	25	9
	Match #3	1 vs 4	Game 1	Game 2	Game 3
ASC Ct. A1 10:00am	Goldenwest 18Jeremy		26	15	
	Legacy 18-1		28	25	
	Match #4	2 vs 3	Game 1	Game 2	Game 3
ASC Ct. A1 11:00am	SCVC 18Quiksilver		25	25	
	Highline 18Black		23	19	
	Match #5	3 vs 4	Game 1	Game 2	Game 3
ASC Ct. A1 12noon	Highline 18Black		25	25	12
	Legacy 18-1		27	23	15
	Match #6	1 vs 2	Game 1	Game 2	Game 3
ASC Ct. A1 1:00pm	Goldenwest 18Jeremy		16	19	
	SCVC 18Quiksilver		25	25	

Ref: SCVC 18Quiksilver

Ref: Goldenwest 18Jeremy

Ref: Highline 18Black

Ref: Goldenwest 18Jeremy

Ref: SCVC 18Quiksilver

Ref: Legacy 18-1

Gold D1 Pool 2		18 and Under	Match W	Match L	Game W	Game L	Match %	Game %	Pt Ratio	Finish
Balboa Bay 18Hurley			3		6	1	100.00	85.71	1.37	1
SCVC 17Quiksilver			1	2	2	4	33.33	33.33	0.98	4
Baja 18s			1	2	3	5	33.33	37.50	0.84	3
Balboa Bay 18White			1	2	3	4	33.33	42.86	0.91	2

ASC Ct. A2 8:00am	Match #1	1 vs 3	Game 1	Game 2	Game 3	Ref: SCVC 17Quiksilver
	Balboa Bay 18Hurley		25	23	15	
		Baja 18s	14	25	8	Ref: Balboa Bay 18Hurley
ASC Ct. A2 9:00am	Match #2	2 vs 4	Game 1	Game 2	Game 3	
	SCVC 17Quiksilver		22	20		Ref: Baja 18s
Balboa Bay 18White		25	25			
ASC Ct. A2 10:00am	Match #3	1 vs 4	Game 1	Game 2	Game 3	Ref: Balboa Bay 18Hurley
	Balboa Bay 18Hurley		25	25		
		Balboa Bay 18White	19	19		Ref: SCVC 17Quiksilver
ASC Ct. A2 11:00am	Match #4	2 vs 3	Game 1	Game 2	Game 3	
	SCVC 17Quiksilver		25	25		Ref: SCVC 17Quiksilver
Baja 18s		17	12			
ASC Ct. A2 12noon	Match #5	3 vs 4	Game 1	Game 2	Game 3	Ref: Balboa Bay 18White
	Baja 18s		25	22	18	
		Balboa Bay 18White	14	25	16	Ref: Balboa Bay 18White
ASC Ct. A2 1:00pm	Match #6	1 vs 2	Game 1	Game 2	Game 3	
	Balboa Bay 18Hurley		25	25		Ref: Balboa Bay 18White
SCVC 17Quiksilver		17	17			

Gold D1 Pool 3	18 and Under	Match W	Match L	Game W	Game L	Match %	Game %	Pt Ratio	Finish
MB Surf 18s		2	1	4	2	66.67	66.67	0.99	2
The HBC 17Bear			3	1	6	0.00	14.29	0.66	4
The HBC 18Tyler		3		6	1	100.00	85.71	1.58	1
Pacific Palisades 17Quiksilver		1	2	3	5	33.33	37.50	0.99	3

ASC Ct. A3 8:00am	Match #1	1 vs 3	Game 1	Game 2	Game 3	Ref: The HBC 17Bear
	MB Surf 18s		21	13		
		The HBC 18Tyler		25	25	
ASC Ct. A3 9:00am	Match #2	2 vs 4	Game 1	Game 2	Game 3	Ref: MB Surf 18s
	The HBC 17Bear		25	11	9	
		Pacific Palisades 17Quiksilver		23	25	15
ASC Ct. A3 10:00am	Match #3	1 vs 4	Game 1	Game 2	Game 3	Ref: The HBC 18Tyler
	MB Surf 18s		27	25		
		Pacific Palisades 17Quiksilver		25	22	
ASC Ct. A3 11:00am	Match #4	2 vs 3	Game 1	Game 2	Game 3	Ref: MB Surf 18s
	The HBC 17Bear		13	9		
		The HBC 18Tyler		25	25	
ASC Ct. A3 12noon	Match #5	3 vs 4	Game 1	Game 2	Game 3	Ref: The HBC 17Bear
	The HBC 18Tyler		21	25	15	
		Pacific Palisades 17Quiksilver		25	10	11
ASC Ct. A3 1:00pm	Match #6	1 vs 2	Game 1	Game 2	Game 3	Ref: Pacific Palisades 17Quiksilver
	MB Surf 18s		25	25		
		The HBC 17Bear		20	21	

Gold D2 Pool 1	18 and Under	Match W	Match L	Game W	Game L	Match %	Game %	Pt Ratio	Finish
Balboa Bay 17Hurley		3		6	2	100.00	75.00	1.07	1
Shorebreak 17Quiksilver		2	1	5	3	66.67	62.50	1.03	2
Epic 18Darrell		1	2	4	4	33.33	50.00	1.04	3
Seaside 18South			3		6	0.00	0.00	0.85	4

	Match #1	1 vs 3	Game 1	Game 2	Game 3
ASC Ct. A4 8:00am	Balboa Bay 17Hurley		25	16	15
	Epic 18Darrell		22	25	10
	Match #2	2 vs 4	Game 1	Game 2	Game 3
ASC Ct. A4 9:00am	Shorebreak 17Quiksilver		25	25	
	Seaside 18South		20	22	
	Match #3	1 vs 4	Game 1	Game 2	Game 3
ASC Ct. A4 10:00am	Balboa Bay 17Hurley		25	25	
	Seaside 18South		20	21	
	Match #4	2 vs 3	Game 1	Game 2	Game 3
ASC Ct. A4 11:00am	Shorebreak 17Quiksilver		25	18	15
	Epic 18Darrell		21	25	12
	Match #5	3 vs 4	Game 1	Game 2	Game 3
ASC Ct. A4 12noon	Epic 18Darrell		25	25	
	Seaside 18South		22	22	
	Match #6	1 vs 2	Game 1	Game 2	Game 3
ASC Ct. A4 1:00pm	Balboa Bay 17Hurley		20	25	15
	Shorebreak 17Quiksilver		25	20	12

Ref: Shorebreak 17Quiksilver

Ref: Balboa Bay 17Hurley

Ref: Epic 18Darrell

Ref: Balboa Bay 17Hurley

Ref: Shorebreak 17Quiksilver

Ref: Seaside 18South

Gold D2 Pool 2	18 and Under	Match W	Match L	Game W	Game L	Match %	Game %	Pt Ratio	Finish
949 17Black		3		6	1	100.00	85.71	1.28	1
Highline 18Red			3	2	6	0.00	25.00	0.94	4
Central Cal 18-1		2	1	4	4	66.67	50.00	0.95	2
SMBC 17Black		1	2	4	5	33.33	44.44	0.91	3

ASC Ct. B1 8:00am	Match #1	1 vs 3	Game 1	Game 2	Game 3
	949 17Black		25	25	
		Central Cal 18-1	15	16	
ASC Ct. B1 9:00am	Match #2	2 vs 4	Game 1	Game 2	Game 3
	Highline 18Red		29	25	14
		SMBC 17Black	31	22	16
ASC Ct. B1 10:00am	Match #3	1 vs 4	Game 1	Game 2	Game 3
	949 17Black		25	24	15
		SMBC 17Black	19	26	8
ASC Ct. B1 11:00am	Match #4	2 vs 3	Game 1	Game 2	Game 3
	Highline 18Red		25	22	12
		Central Cal 18-1	23	25	15
ASC Ct. B1 12noon	Match #5	3 vs 4	Game 1	Game 2	Game 3
	Central Cal 18-1		25	23	18
		SMBC 17Black	18	25	16
ASC Ct. B1 1:00pm	Match #6	1 vs 2	Game 1	Game 2	Game 3
	949 17Black		25	25	
		Highline 18Red	22	22	

Ref: Highline 18Red

Ref: 949 17Black

Ref: Central Cal 18-1

Ref: 949 17Black

Ref: Highline 18Red

Ref: SMBC 17Black

Gold D2 Pool 3	18 and Under	Match W	Match L	Game W	Game L	Match %	Game %	Pt Ratio	Finish
SMBC 18Black		2	1	4	3	66.67	57.14	1.16	2
Balboa Bay 17White		1	2	3	5	33.33	37.50	0.89	3
Seaside 18Black		2	1	5	2	66.67	71.43	1.09	1
Team Rockstar 18s		1	2	3	5	33.33	37.50	0.91	4

ASC Ct. B2 8:00am	Match #1	1 vs 3	Game 1	Game 2	Game 3
	SMBC 18Black		28	20	
	Seaside 18Black		30	25	
ASC Ct. B2 9:00am	Match #2	2 vs 4	Game 1	Game 2	Game 3
	Balboa Bay 17White		23	25	18
	Team Rockstar 18s		25	23	16
ASC Ct. B2 10:00am	Match #3	1 vs 4	Game 1	Game 2	Game 3
	SMBC 18Black		25	25	
	Team Rockstar 18s		15	18	
ASC Ct. B2 11:00am	Match #4	2 vs 3	Game 1	Game 2	Game 3
	Balboa Bay 17White		21	20	
	Seaside 18Black		25	25	
ASC Ct. B2 12noon	Match #5	3 vs 4	Game 1	Game 2	Game 3
	Seaside 18Black		25	28	13
	Team Rockstar 18s		23	30	15
ASC Ct. B2 1:00pm	Match #6	1 vs 2	Game 1	Game 2	Game 3
	SMBC 18Black		25	22	15
	Balboa Bay 17White		14	25	11

Ref: Balboa Bay 17White

Ref: SMBC 18Black

Ref: Seaside 18Black

Ref: SMBC 18Black

Ref: Balboa Bay 17White

Ref: Team Rockstar 18s

Gold D3 Pool 1	18 and Under	Match W	Match L	Game W	Game L	Match %	Game %	Pt Ratio	Finish
Highline 17Black			3	1	6	0.00	14.29	0.82	4
MB Surf 17s		3		6	1	100.00	85.71	1.13	1
The HBC 18Scott		2	1	5	3	66.67	62.50	1.10	2
Team Rockstar 17s		1	2	3	5	33.33	37.50	0.98	3

ASC Ct. B3 8:00am	Match #1	1 vs 3	Game 1	Game 2	Game 3	Ref: MB Surf 17s
	Highline 17Black		15	19		
		The HBC 18Scott		25	25	
ASC Ct. B3 9:00am	Match #2	2 vs 4	Game 1	Game 2	Game 3	Ref: Highline 17Black
	MB Surf 17s		25	25		
		Team Rockstar 17s		23	16	
ASC Ct. B3 10:00am	Match #3	1 vs 4	Game 1	Game 2	Game 3	Ref: The HBC 18Scott
	Highline 17Black		27	20	12	
		Team Rockstar 17s		25	25	15
ASC Ct. B3 11:00am	Match #4	2 vs 3	Game 1	Game 2	Game 3	Ref: Highline 17Black
	MB Surf 17s		25	18	15	
		The HBC 18Scott		21	25	12
ASC Ct. B3 12noon	Match #5	3 vs 4	Game 1	Game 2	Game 3	Ref: MB Surf 17s
	The HBC 18Scott		19	25	15	
		Team Rockstar 17s		25	23	12
ASC Ct. B3 1:00pm	Match #6	1 vs 2	Game 1	Game 2	Game 3	Ref: Team Rockstar 17s
	Highline 17Black		22	21		
		MB Surf 17s		25	25	

Gold D3 Pool 2	18 and Under	Match W	Match L	Game W	Game L	Match %	Game %	Pt Ratio	Finish
San Gabriel 17Black			3	3	6	0.00	33.33	0.91	4
San Gabriel 18Black		3		6	1	100.00	85.71	1.25	1
PPMS 18-1		2	1	4	4	66.67	50.00	0.97	2
Bones U18		1	2	3	5	33.33	37.50	0.95	3

ASC Ct. B4 8:00am	Match #1	1 vs 3	Game 1	Game 2	Game 3
	San Gabriel 17Black		30	24	18
	PPMS 18-1		28	26	20
ASC Ct. B4 9:00am	Match #2	2 vs 4	Game 1	Game 2	Game 3
	San Gabriel 18Black		25	26	
	Bones U18		22	24	
ASC Ct. B4 10:00am	Match #3	1 vs 4	Game 1	Game 2	Game 3
	San Gabriel 17Black		25	24	11
	Bones U18		22	26	15
ASC Ct. B4 11:00am	Match #4	2 vs 3	Game 1	Game 2	Game 3
	San Gabriel 18Black		25	25	
	PPMS 18-1		16	19	
ASC Ct. B4 12noon	Match #5	3 vs 4	Game 1	Game 2	Game 3
	PPMS 18-1		17	25	15
	Bones U18		25	17	8
ASC Ct. B4 1:00pm	Match #6	1 vs 2	Game 1	Game 2	Game 3
	San Gabriel 17Black		16	25	8
	San Gabriel 18Black		25	21	15

Ref: San Gabriel 18Black

Ref: San Gabriel 17Black

Ref: PPMS 18-1

Ref: San Gabriel 17Black

Ref: San Gabriel 18Black

Ref: Bones U18

Gold D3 Pool 3	18 and Under	Match W	Match L	Game W	Game L	Match %	Game %	Pt Ratio	Finish
Pacific Palisades 18Quiksilver		1	2	4	4	33.33	50.00	0.99	4
Spectrum 18s		2	1	5	3	66.67	62.50	1.15	2
SB Spikers 18s		2	1	4	3	66.67	57.14	1.08	1
Legacy 17-1		1	2	2	5	33.33	28.57	0.80	3

ASC Ct. C1 8:00am	Match #1	1 vs 3	Game 1	Game 2	Game 3
	Pacific Palisades 18Quiksilver		25	25	
	SB Spikers 18s		22	22	
ASC Ct. C1 9:00am	Match #2	2 vs 4	Game 1	Game 2	Game 3
	Spectrum 18s		25	25	
	Legacy 17-1		14	21	
ASC Ct. C1 10:00am	Match #3	1 vs 4	Game 1	Game 2	Game 3
	Pacific Palisades 18Quiksilver		25	23	12
	Legacy 17-1		18	25	15
ASC Ct. C1 11:00am	Match #4	2 vs 3	Game 1	Game 2	Game 3
	Spectrum 18s		25	20	13
	SB Spikers 18s		20	25	15
ASC Ct. C1 12noon	Match #5	3 vs 4	Game 1	Game 2	Game 3
	SB Spikers 18s		25	25	
	Legacy 17-1		22	13	
ASC Ct. C1 1:00pm	Match #6	1 vs 2	Game 1	Game 2	Game 3
	Pacific Palisades 18Quiksilver		16	25	10
	Spectrum 18s		25	20	15

Ref: Spectrum 18s

Ref: Pacific Palisades 18Quiksilver

Ref: SB Spikers 18s

Ref: Pacific Palisades 18Quiksilver

Ref: Spectrum 18s

Ref: Legacy 17-1

Gold/Silver Pool 1	18 and Under	Match W	Match L	Game W	Game L	Match %	Game %	Pt Ratio	Finish
Main Beach Laguna 18-1		3		6		100.00	100.00	1.63	1
Wave 18Rusty			3		6	0.00	0.00	0.61	4
Central Cal 18-2		2	1	4	3	66.67	57.14	1.09	2
949 18White		1	2	3	4	33.33	42.86	0.93	3

ASC Ct. C2 8:00am	Match #1	1 vs 3	Game 1	Game 2	Game 3
	Main Beach Laguna 18-1		25	25	
		Central Cal 18-2	21	15	
ASC Ct. C2 9:00am	Match #2	2 vs 4	Game 1	Game 2	Game 3
	Wave 18Rusty		16	22	
		949 18White	25	25	
ASC Ct. C2 10:00am	Match #3	1 vs 4	Game 1	Game 2	Game 3
	Main Beach Laguna 18-1		25	25	
		949 18White	17	19	
ASC Ct. C2 11:00am	Match #4	2 vs 3	Game 1	Game 2	Game 3
	Wave 18Rusty		14	19	
		Central Cal 18-2	25	25	
ASC Ct. C2 12noon	Match #5	3 vs 4	Game 1	Game 2	Game 3
	Central Cal 18-2		25	20	15
		949 18White	16	25	10
ASC Ct. C2 1:00pm	Match #6	1 vs 2	Game 1	Game 2	Game 3
	Main Beach Laguna 18-1		25	25	
		Wave 18Rusty	11	9	

Ref: Wave 18Rusty

Ref: Main Beach Laguna 18-1

Ref: Central Cal 18-2

Ref: Main Beach Laguna 18-1

Ref: Wave 18Rusty

Ref: 949 18White

Gold/Silver Pool 2	18 and Under	Match W	Match L	Game W	Game L	Match %	Game %	Pt Ratio	Finish
Vegas 18QS		3		6	2	100.00	75.00	1.48	1
Seaside 17Black		2	1	5	2	66.67	71.43	1.71	2
OCVC 18Red			3		6	0.00	0.00	0.00	4
Club Wood 18-2		1	2	3	4	33.33	42.86	1.22	3

ASC Ct. C3 8:00am	Match #1	1 vs 3	Game 1	Game 2	Game 3
	Vegas 18QS		25	25	
	OCVC 18Red		0	0	
ASC Ct. C3 9:00am	Match #2	2 vs 4	Game 1	Game 2	Game 3
	Seaside 17Black		25	25	
	Club Wood 18-2		11	18	
ASC Ct. C3 10:00am	Match #3	1 vs 4	Game 1	Game 2	Game 3
	Vegas 18QS		25	35	15
	Club Wood 18-2		22	38	13
ASC Ct. C3 11:00am	Match #4	2 vs 3	Game 1	Game 2	Game 3
	Seaside 17Black		25	25	
	OCVC 18Red		0	0	
ASC Ct. C3 12noon	Match #5	3 vs 4	Game 1	Game 2	Game 3
	OCVC 18Red		0	0	
	Club Wood 18-2		25	25	
ASC Ct. C3 1:00pm	Match #6	1 vs 2	Game 1	Game 2	Game 3
	Vegas 18QS		20	25	15
	Seaside 17Black		25	22	5

Ref: Seaside 17Black

Ref: Vegas 18QS

Ref: OCVC 18Red

Ref: Vegas 18QS

Ref: Seaside 17Black

Ref: Club Wood 18-2

Gold/Silver Pool 3	18 and Under	Match W	Match L	Game W	Game L	Match %	Game %	Pt Ratio	Finish
Wave 17Dan		2	1	4	3	66.67	57.14	0.95	2
Balboa Bay 18Red		3		6	1	100.00	85.71	1.31	1
OCVC 17Hurley			3	2	6	0.00	25.00	0.84	4
Spectrum 18Red		1	2	2	4	33.33	33.33	0.96	3

ASC Ct. C4 8:00am	Match #1	1 vs 3	Game 1	Game 2	Game 3
	Wave 17Dan		20	25	15
	OCVC 17Hurley		25	21	10
ASC Ct. C4 9:00am	Match #2	2 vs 4	Game 1	Game 2	Game 3
	Balboa Bay 18Red		25	28	
	Spectrum 18Red		20	26	
ASC Ct. C4 10:00am	Match #3	1 vs 4	Game 1	Game 2	Game 3
	Wave 17Dan		25	25	
	Spectrum 18Red		21	20	
ASC Ct. C4 11:00am	Match #4	2 vs 3	Game 1	Game 2	Game 3
	Balboa Bay 18Red		25	24	15
	OCVC 17Hurley		16	26	9
ASC Ct. C4 12noon	Match #5	3 vs 4	Game 1	Game 2	Game 3
	OCVC 17Hurley		16	23	
	Spectrum 18Red		25	25	
ASC Ct. C4 1:00pm	Match #6	1 vs 2	Game 1	Game 2	Game 3
	Wave 17Dan		16	14	
	Balboa Bay 18Red		25	25	

Ref: Balboa Bay 18Red

Ref: Wave 17Dan

Ref: OCVC 17Hurley

Ref: Wave 17Dan

Ref: Balboa Bay 18Red

Ref: Spectrum 18Red

Gold/Silver Pool 4	18 and Under	Match W	Match L	Game W	Game L	Match %	Game %	Pt Ratio	Finish
949 18Black		3		6		100.00	100.00	1.55	1
Balboa Bay 17Red		1	2	3	4	33.33	42.86	0.93	2
SMBC 18Silver		1	2	2	5	33.33	28.57	0.85	4
Ohana Athletics 17Dobbs		1	2	2	4	33.33	33.33	0.86	3

ASC Ct. D1 8:00am	Match #1	1 vs 3	Game 1	Game 2	Game 3	Ref: Balboa Bay 17Red
	949 18Black		25	25		
SMBC 18Silver		14	17			Ref: 949 18Black
ASC Ct. D1 9:00am	Match #2	2 vs 4	Game 1	Game 2	Game 3	
	Balboa Bay 17Red		25	27		Ref: SMBC 18Silver
Ohana Athletics 17Dobbs		17	25			
ASC Ct. D1 10:00am	Match #3	1 vs 4	Game 1	Game 2	Game 3	Ref: 949 18Black
	949 18Black		25	25		
Ohana Athletics 17Dobbs		14	16			Ref: Balboa Bay 17Red
ASC Ct. D1 11:00am	Match #4	2 vs 3	Game 1	Game 2	Game 3	
	Balboa Bay 17Red		19	25	7	Ref: Ohana Athletics 17Dobbs
SMBC 18Silver		25	17	15		
ASC Ct. D1 12noon	Match #5	3 vs 4	Game 1	Game 2	Game 3	Ref: Ohana Athletics 17Dobbs
	SMBC 18Silver		25	17		
Ohana Athletics 17Dobbs		27	25			
ASC Ct. D1 1:00pm	Match #6	1 vs 2	Game 1	Game 2	Game 3	Ref: Ohana Athletics 17Dobbs
	949 18Black		25	25		
Balboa Bay 17Red		21	15			

Gold/Silver Pool 5	18 and Under	Match W	Match L	Game W	Game L	Match %	Game %	Pt Ratio	Finish
Shorebreak 18Quiksilver		3		6		100.00	100.00	1.28	1
Spectrum 18Black		2	1	4	3	66.67	57.14	1.02	2
Spectrum 17s		1	2	3	4	33.33	42.86	1.02	3
Unity 18s			3		6	0.00	0.00	0.74	4

	Match #1	1 vs 3	Game 1	Game 2	Game 3
ASC Ct. D2 8:00am	Shorebreak 18Quiksilver		25	25	
	Spectrum 17s		16	21	
	Match #2	2 vs 4	Game 1	Game 2	Game 3
ASC Ct. D2 9:00am	Spectrum 18Black		25	25	
	Unity 18s		17	19	
	Match #3	1 vs 4	Game 1	Game 2	Game 3
ASC Ct. D2 10:00am	Shorebreak 18Quiksilver		25	25	
	Unity 18s		20	22	
	Match #4	2 vs 3	Game 1	Game 2	Game 3
ASC Ct. D2 11:00am	Spectrum 18Black		25	14	15
	Spectrum 17s		16	25	12
	Match #5	3 vs 4	Game 1	Game 2	Game 3
ASC Ct. D2 12noon	Spectrum 17s		25	25	
	Unity 18s		21	12	
	Match #6	1 vs 2	Game 1	Game 2	Game 3
ASC Ct. D2 1:00pm	Shorebreak 18Quiksilver		25	25	
	Spectrum 18Black		20	18	

Ref: Spectrum 18Black

Ref: Shorebreak 18Quiksilver

Ref: Spectrum 17s

Ref: Shorebreak 18Quiksilver

Ref: Spectrum 18Black

Ref: Unity 18s

Gold/Silver Pool 6	18 and Under	Match W	Match L	Game W	Game L	Match %	Game %	Pt Ratio	Finish
SCVC 18SouthBay		1	2	2	4	33.33	33.33	0.88	3
OCVC 18Hurley		3		6		100.00	100.00	1.47	1
Nevada Jrs. B18		1	2	2	4	33.33	33.33	0.80	4
Main Beach Laguna 17-1		1	2	2	4	33.33	33.33	0.97	2

ASC Ct. D3 8:00am	Match #1	1 vs 3	Game 1	Game 2	Game 3
	SCVC 18SouthBay		21	15	
		Nevada Jrs. B18	25	25	
ASC Ct. D3 9:00am	Match #2	2 vs 4	Game 1	Game 2	Game 3
	OCVC 18Hurley		25	25	
		Main Beach Laguna 17-1	20	21	
ASC Ct. D3 10:00am	Match #3	1 vs 4	Game 1	Game 2	Game 3
	SCVC 18SouthBay		25	25	
		Main Beach Laguna 17-1	22	18	
ASC Ct. D3 11:00am	Match #4	2 vs 3	Game 1	Game 2	Game 3
	OCVC 18Hurley		25	25	
		Nevada Jrs. B18	13	11	
ASC Ct. D3 12noon	Match #5	3 vs 4	Game 1	Game 2	Game 3
	Nevada Jrs. B18		14	21	
		Main Beach Laguna 17-1	25	25	
ASC Ct. D3 1:00pm	Match #6	1 vs 2	Game 1	Game 2	Game 3
	SCVC 18SouthBay		20	17	
		OCVC 18Hurley	25	25	

Ref: OCVC 18Hurley

Ref: SCVC 18SouthBay

Ref: Nevada Jrs. B18

Ref: SCVC 18SouthBay

Ref: OCVC 18Hurley

Ref: Main Beach Laguna 17-1

Silver D1 Pool 1	18 and Under	Match W	Match L	Game W	Game L	Match %	Game %	Pt Ratio	Finish
Beach Cities 18s			3	1	6	0.00	14.29	0.80	4
Akamai 18Poyer		3		6	1	100.00	85.71	1.28	1
Seaside 17South		1	2	2	4	33.33	33.33	0.92	3
Club Wood 18-1		2	1	4	2	66.67	66.67	1.06	2

ASC Ct. D4 8:00am	Match #1	1 vs 3	Game 1	Game 2	Game 3	Ref: Akamai 18Poyer
	Beach Cities 18s		21	18		
	Seaside 17South		25	25		
ASC Ct. D4 9:00am	Match #2	2 vs 4	Game 1	Game 2	Game 3	Ref: Beach Cities 18s
	Akamai 18Poyer		25	25		
	Club Wood 18-1		20	18		
ASC Ct. D4 10:00am	Match #3	1 vs 4	Game 1	Game 2	Game 3	Ref: Seaside 17South
	Beach Cities 18s		20	20		
	Club Wood 18-1		25	25		
ASC Ct. D4 11:00am	Match #4	2 vs 3	Game 1	Game 2	Game 3	Ref: Beach Cities 18s
	Akamai 18Poyer		25	25		
	Seaside 17South		17	21		
ASC Ct. D4 12noon	Match #5	3 vs 4	Game 1	Game 2	Game 3	Ref: Akamai 18Poyer
	Seaside 17South		22	18		
	Club Wood 18-1		25	25		
ASC Ct. D4 1:00pm	Match #6	1 vs 2	Game 1	Game 2	Game 3	Ref: Club Wood 18-1
	Beach Cities 18s		25	16	10	
	Akamai 18Poyer		23	25	15	

Silver D1 Pool 2	18 and Under	Match W	Match L	Game W	Game L	Match %	Game %	Pt Ratio	Finish
LA Triumph 18Mustangs		2	1	5	2	66.67	71.43	1.13	2
San Gabriel 18Red		3		6	2	100.00	75.00	1.20	1
San Juan Hills 18Tim			3		6	0.00	0.00	0.67	4
Balboa Bay 17Black		1	2	3	4	33.33	42.86	1.01	3

ASC Ct. E1 8:00am	Match #1	1 vs 3	Game 1	Game 2	Game 3
	LA Triumph 18Mustangs		25	25	
	San Juan Hills 18Tim		19	14	
ASC Ct. E1 9:00am	Match #2	2 vs 4	Game 1	Game 2	Game 3
	San Gabriel 18Red		25	22	16
	Balboa Bay 17Black		22	25	14
ASC Ct. E1 10:00am	Match #3	1 vs 4	Game 1	Game 2	Game 3
	LA Triumph 18Mustangs		25	25	
	Balboa Bay 17Black		23	22	
ASC Ct. E1 11:00am	Match #4	2 vs 3	Game 1	Game 2	Game 3
	San Gabriel 18Red		25	25	
	San Juan Hills 18Tim		11	15	
ASC Ct. E1 12noon	Match #5	3 vs 4	Game 1	Game 2	Game 3
	San Juan Hills 18Tim		23	19	
	Balboa Bay 17Black		25	25	
ASC Ct. E1 1:00pm	Match #6	1 vs 2	Game 1	Game 2	Game 3
	LA Triumph 18Mustangs		25	21	14
	San Gabriel 18Red		22	25	16

Ref: San Gabriel 18Red

Ref: LA Triumph 18Mustangs

Ref: San Juan Hills 18Tim

Ref: LA Triumph 18Mustangs

Ref: San Gabriel 18Red

Ref: Balboa Bay 17Black

Silver D2 Pool 1	18 and Under	Match W	Match L	Game W	Game L	Match %	Game %	Pt Ratio	Finish
Ohana Athletics 17Rory		3		6	2	100.00	75.00	1.14	1
Main Beach Laguna 17-2		2	1	5	3	66.67	62.50	1.10	2
Vegas 17QS		1	2	3	4	33.33	42.86	1.09	3
Stealth 18Bomber			3	1	6	0.00	14.29	0.71	4

ASC Ct. E2 8:00am	Match #1	1 vs 3	Game 1	Game 2	Game 3
	Ohana Athletics 17Rory		25	25	
	Vegas 17QS		19	19	
ASC Ct. E2 9:00am	Match #2	2 vs 4	Game 1	Game 2	Game 3
	Main Beach Laguna 17-2		25	25	
	Stealth 18Bomber		12	15	
ASC Ct. E2 10:00am	Match #3	1 vs 4	Game 1	Game 2	Game 3
	Ohana Athletics 17Rory		23	25	15
	Stealth 18Bomber		25	20	9
ASC Ct. E2 11:00am	Match #4	2 vs 3	Game 1	Game 2	Game 3
	Main Beach Laguna 17-2		12	25	15
	Vegas 17QS		25	23	12
ASC Ct. E2 12noon	Match #5	3 vs 4	Game 1	Game 2	Game 3
	Vegas 17QS		25	25	
	Stealth 18Bomber		16	18	
ASC Ct. E2 1:00pm	Match #6	1 vs 2	Game 1	Game 2	Game 3
	Ohana Athletics 17Rory		18	25	15
	Main Beach Laguna 17-2		25	21	12

Ref: Main Beach Laguna 17-2

Ref: Ohana Athletics 17Rory

Ref: Vegas 17QS

Ref: Ohana Athletics 17Rory

Ref: Main Beach Laguna 17-2

Ref: Stealth 18Bomber

Silver D2 Pool 2	18 and Under	Match W	Match L	Game W	Game L	Match %	Game %	Pt Ratio	Finish
Marsahall 18Blackout			3		6	0.00	0.00	0.00	4
Quest 18s		2	1	4	2	66.67	66.67	1.80	2
Scorpions 18s		3		6		100.00	100.00	2.54	1
Beach Cities 17s/18s		1	2	2	4	33.33	33.33	0.99	3

ASC Ct. F1 8:00am	Match #1	1 vs 3	Game 1	Game 2	Game 3	Ref: Quest 18s
	Marsahall 18Blackout		0	0		
		Scorpions 18s	25	25		Ref: Marsahall 18Blackout
ASC Ct. F1 9:00am	Match #2	2 vs 4	Game 1	Game 2	Game 3	
	Quest 18s		25	25		
		Beach Cities 17s/18s	8	17		Ref: Scorpions 18s
ASC Ct. F1 10:00am	Match #3	1 vs 4	Game 1	Game 2	Game 3	
	Marsahall 18Blackout		0	0		
		Beach Cities 17s/18s	25	25		Ref: Marsahall 18Blackout
ASC Ct. F1 11:00am	Match #4	2 vs 3	Game 1	Game 2	Game 3	
	Quest 18s		23	12		
		Scorpions 18s	25	25		Ref: Quest 18s
ASC Ct. F1 12noon	Match #5	3 vs 4	Game 1	Game 2	Game 3	
	Scorpions 18s		25	25		
		Beach Cities 17s/18s	13	11		Ref: Beach Cities 17s/18s
ASC Ct. F1 1:00pm	Match #6	1 vs 2	Game 1	Game 2	Game 3	
	Marsahall 18Blackout		0	0		
		Quest 18s	25	25		

Silver D2 Pool 3	18 and Under	Match W	Match L	Game W	Game L	Match %	Game %	Pt Ratio	Finish
SMBC 17Silver		3		6	1	100.00	85.71	1.14	1
Seaside 18Green		1	2	3	5	33.33	37.50	0.97	3
IEVC 18-1			3	3	6	0.00	33.33	0.95	4
Bones U17		2	1	4	4	66.67	50.00	0.96	2

	Match #1	1 vs 3	Game 1	Game 2	Game 3
ASC Ct. F2 8:00am	SMBC 17Silver		27	23	18
	IEVC 18-1		25	25	16
	Match #2	2 vs 4	Game 1	Game 2	Game 3
ASC Ct. F2 9:00am	Seaside 18Green		20	25	13
	Bones U17		25	20	15
	Match #3	1 vs 4	Game 1	Game 2	Game 3
ASC Ct. F2 10:00am	SMBC 17Silver		25	25	
	Bones U17		21	15	
	Match #4	2 vs 3	Game 1	Game 2	Game 3
ASC Ct. F2 11:00am	Seaside 18Green		30	24	16
	IEVC 18-1		28	26	14
	Match #5	3 vs 4	Game 1	Game 2	Game 3
ASC Ct. F2 12noon	IEVC 18-1		16	25	12
	Bones U17		25	18	15
	Match #6	1 vs 2	Game 1	Game 2	Game 3
ASC Ct. F2 1:00pm	SMBC 17Silver		25	26	
	Seaside 18Green		22	24	

Ref: Seaside 18Green

Ref: SMBC 17Silver

Ref: IEVC 18-1

Ref: SMBC 17Silver

Ref: Seaside 18Green

Ref: Bones U17

Silver D2 Pool 4	18 and Under	Match W	Match L	Game W	Game L	Match %	Game %	Pt Ratio	Finish
Riptides 17Orange		2	1	4	3	66.67	57.14	1.16	3
Goldenwest 17Glenn		2	1	4	2	66.67	66.67	1.15	2
SoCal Elite 18s			3		6	0.00	0.00	0.47	4
Akamai 18Freddy		2	1	5	2	66.67	71.43	1.31	1

ASC Ct. F3 8:00am	Match #1	1 vs 3	Game 1	Game 2	Game 3
	Riptides 17Orange		25	25	
	SoCal Elite 18s		15	9	
ASC Ct. F3 9:00am	Match #2	2 vs 4	Game 1	Game 2	Game 3
	Goldenwest 17Glenn		17	22	
	Akamai 18Freddy		25	25	
ASC Ct. F3 10:00am	Match #3	1 vs 4	Game 1	Game 2	Game 3
	Riptides 17Orange		27	24	16
	Akamai 18Freddy		25	26	14
ASC Ct. F3 11:00am	Match #4	2 vs 3	Game 1	Game 2	Game 3
	Goldenwest 17Glenn		25	25	
	SoCal Elite 18s		13	14	
ASC Ct. F3 12noon	Match #5	3 vs 4	Game 1	Game 2	Game 3
	SoCal Elite 18s		11	9	
	Akamai 18Freddy		25	25	
ASC Ct. F3 1:00pm	Match #6	1 vs 2	Game 1	Game 2	Game 3
	Riptides 17Orange		21	23	
	Goldenwest 17Glenn		25	25	

Ref: Goldenwest 17Glenn

Ref:

Ref:

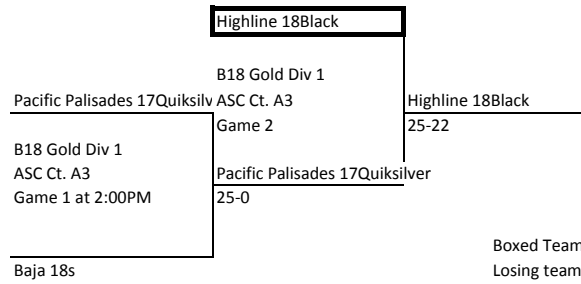
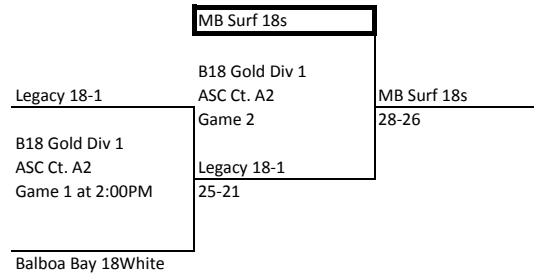
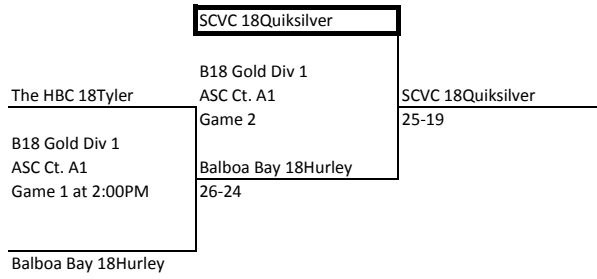
Ref: Riptides 17Orange

Ref:

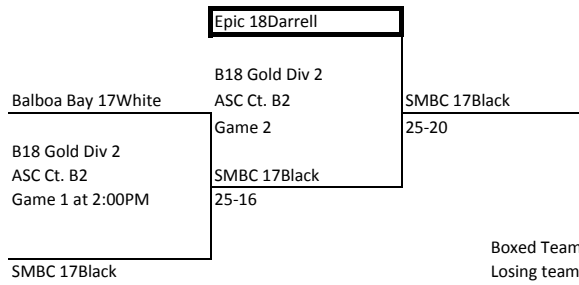
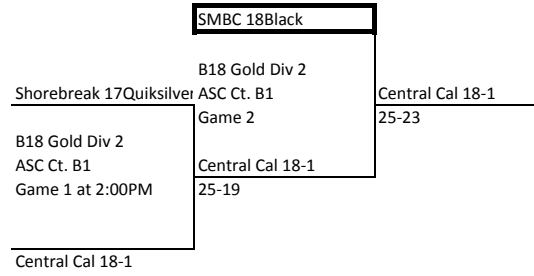
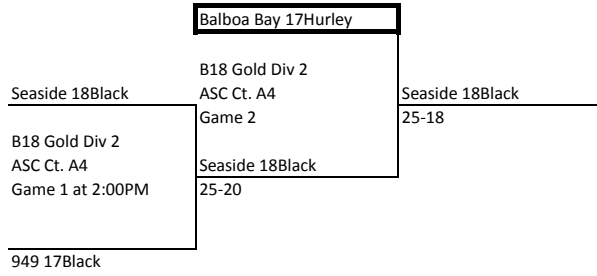
Ref: SoCal Elite 18s

Silver D2 Pool 5	18 and Under	Match W	Match L	Game W	Game L	Match %	Game %	Pt Ratio	Finish
Riptides 17Blue		1	2	3	4	33.33	42.86	0.99	3
Epic 17Erik		3		6	1	100.00	85.71	1.32	1
Beach Cities 17s		2	1	4	2	66.67	66.67	1.08	2
Roof 17s			3		6	0.00	0.00	0.69	4

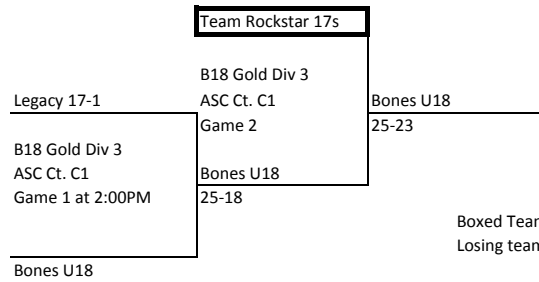
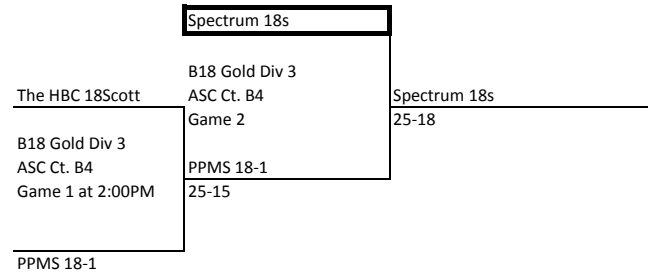
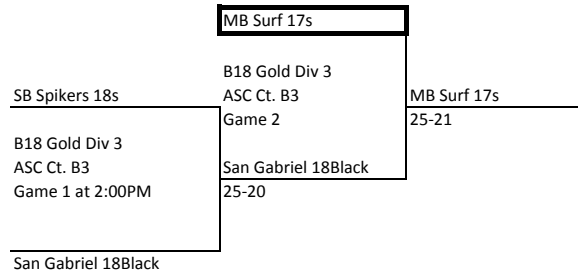
ASC Ct. F4 8:00am	Match #1	1 vs 3	Game 1	Game 2	Game 3	Ref: Epic 17Erik
	Riptides 17Blue		21	22		
		Beach Cities 17s	25	25		Ref:
ASC Ct. F4 9:00am	Match #2	2 vs 4	Game 1	Game 2	Game 3	
	Epic 17Erik		25	25		
		Roof 17s	20	9		Ref:
ASC Ct. F4 10:00am	Match #3	1 vs 4	Game 1	Game 2	Game 3	
	Riptides 17Blue		25	25		
		Roof 17s	21	15		Ref: Riptides 17Blue
ASC Ct. F4 11:00am	Match #4	2 vs 3	Game 1	Game 2	Game 3	
	Epic 17Erik		25	25		
		Beach Cities 17s	18	23		Ref:
ASC Ct. F4 12noon	Match #5	3 vs 4	Game 1	Game 2	Game 3	
	Beach Cities 17s		25	25		
		Roof 17s	16	22		Ref: Beach Cities 17s
ASC Ct. F4 1:00pm	Match #6	1 vs 2	Game 1	Game 2	Game 3	
	Riptides 17Blue		25	15	13	
		Epic 17Erik	22	25	15	




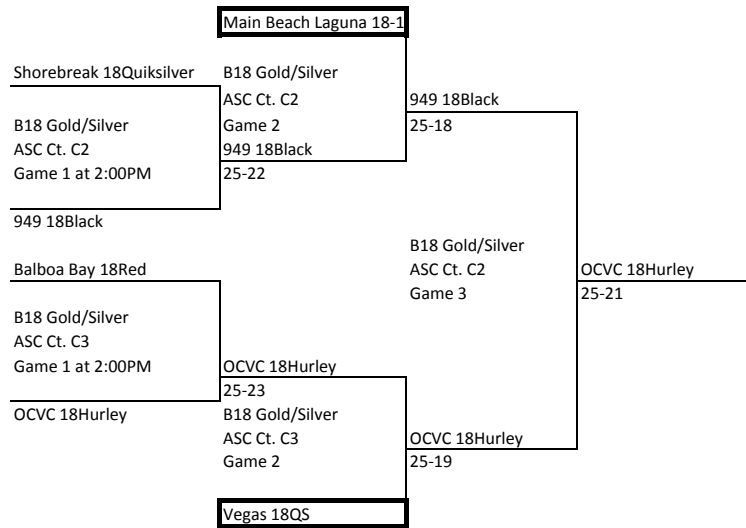
Boxed Teams officiate 1st playoff match
 Losing team officiates next match



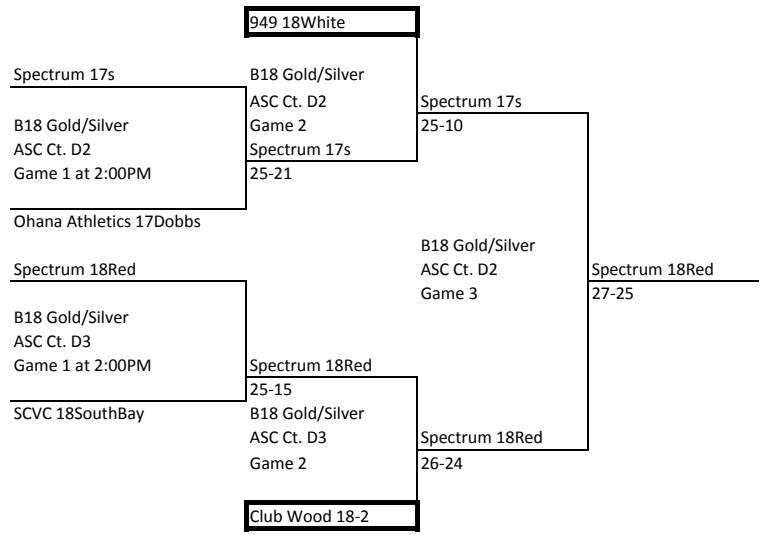
Boxed Teams officiate 1st playoff match
 Losing team officiates next match



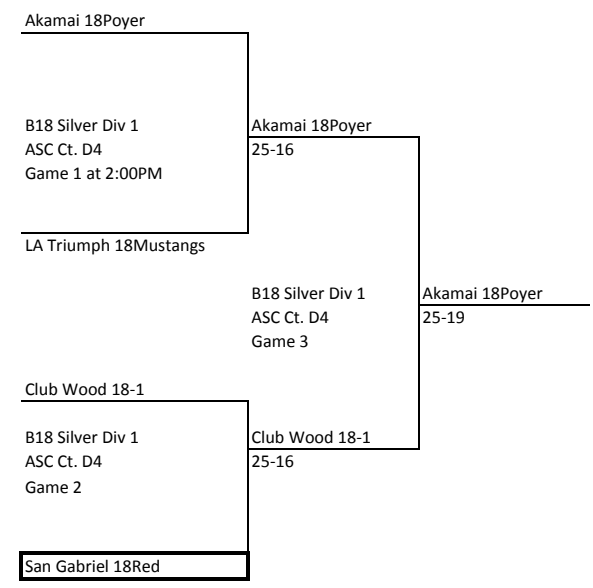
Boxed Teams officiate 1st playoff match
 Losing team officiates next match

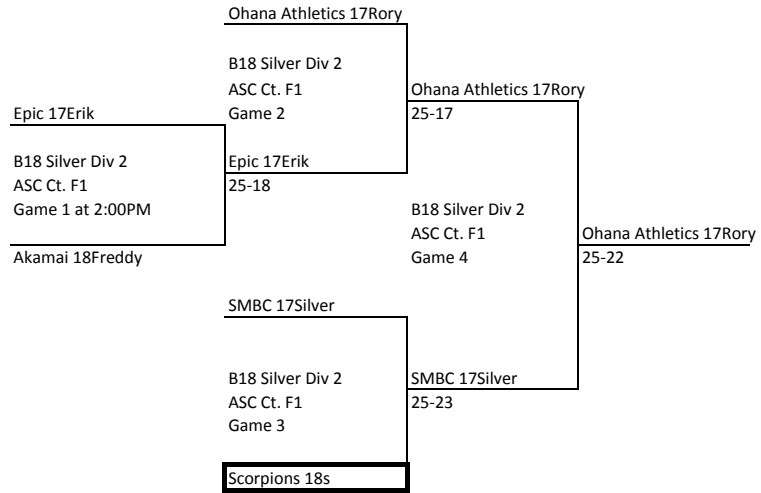


Boxed Teams officiate 1st playoff match
Losing team officiates next match

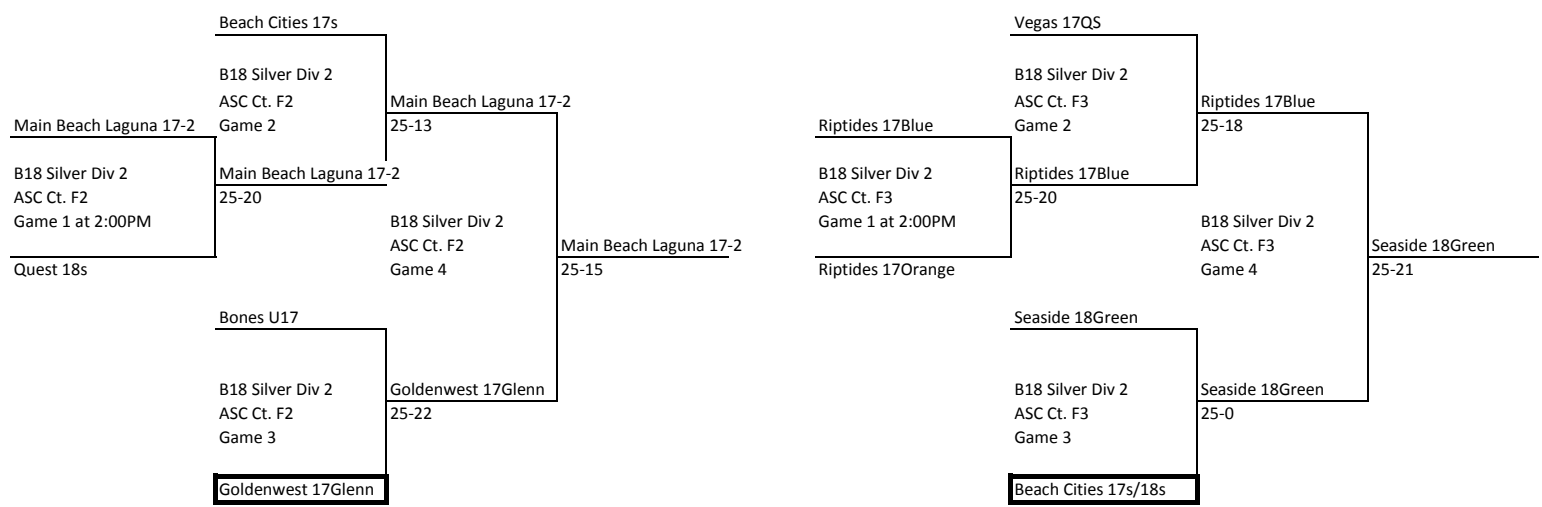


Boxed Teams officiate 1st playoff match
Losing team officiates next match





Boxed Teams officiate 1st playoff match
Losing team officiates next match



Boxed Teams officiate 1st playoff match
 Losing team officiates next match